



Does Civic Education Impact Primary-School Students' Civic Outcomes? Experimental Evidence from Liberia

Sorana Acris
New York University

Alejandro J. Ganimian
Harvard University/
New York University

Elisabeth King
New York University

Kate Marple-Cantrell
The Cloudburst Group

We present experimental evidence on a civic education program in Liberia's public primary schools across 140 schools serving grades 3 and 4. The program provided new civic textbooks, teacher training, bi-weekly instruction, and regular classroom monitoring. After one school year, treatment students scored 0.31SDs higher on civic knowledge assessments. Gains were concentrated in factual knowledge (0.40 SDs) and were particularly pronounced among lower-performing and rural students. However, it had no impact on students' civic engagement. Classroom observation data reveal that instruction was heavily textbook-centered, in contrast to the participatory models common in high-income countries.

VERSION: August 2025

Suggested citation: Acris, Sorana, Alejandro J. Ganimian, Elisabeth King, and Kate Marple-Cantrell. (2025). Does Civic Education Impact Primary-School Students' Civic Outcomes? Experimental Evidence from Liberia. (EdWorkingPaper: 25-1258). Retrieved from Annenberg Institute at Brown University: <https://doi.org/10.26300/bevm-rf49>

Does Civic Education Impact Primary-School Students' Civic Outcomes?

Experimental Evidence from Liberia*

Sorana Acris [†]	Alejandro J. Ganimian [‡]	Elisabeth King [§]	Kate Marple-Cantrell [¶]
New York University	Harvard University/ New York University	New York University	The Cloudburst Group

Abstract

We present experimental evidence on a civic education program in Liberia's public primary schools across 140 schools serving grades 3 and 4. The program provided new civic textbooks, teacher training, bi-weekly instruction, and regular classroom monitoring. After one school year, treatment students scored 0.31SDs higher on civic knowledge assessments. Gains were concentrated in factual knowledge (0.40 SDs) and were particularly pronounced among lower-performing and rural students. However, it had no impact on students' civic engagement. Classroom observation data reveal that instruction was heavily textbook-centered, in contrast to the participatory models common in high-income countries.

* We gratefully acknowledge the funding provided by the United States Agency for International Development (USAID) for this project. We also thank the Ministry of Education of Liberia, Democracy International, UMOVEMENT, USAID Liberia, USAID's Democracy, Human Rights, and Governance Bureau, and ADARA Research and Management Consultancy for their contributions at various stages of this project. Ryan Hatano at The Cloudburst Group and Arja Dayal and Miri Cha at New York University provided excellent research assistance. The study was approved by the Atlantic Center for Research and Evaluation Institutional Review Board (ACRE IRB) at the University of Liberia for research on human subjects (Protocol #23-05-368).

[†] Corresponding author. PhD, International Education, Steinhard School of Culture, Education, and Human Development, New York University. Email: sa1509@nyu.edu.

[‡] Visiting Associate Professor of Education, Harvard Graduate School of Education. Associate Professor of Applied Psychology and Economics, Steinhardt School of Culture, Education, and Human Development, New York University. Email: alejandros_ganimian@gse.harvard.edu.

[§] Professor of International Education and Politics, Steinhardt School of Culture, Education, and Human Development, New York University. Email: e.king@nyu.edu.

[¶] Practice Area Lead, Research and Evaluation, The Cloudburst Group. Email: kate.marple-cantrell@cloudburstgroup.com.

Introduction

Democratic decline is a global phenomenon, with increasing concerns about the erosion of electoral integrity, weakening legislative oversight, and rising authoritarian tendencies across both established and emerging democracies (Haggard & Kaufman, 2021; Waldner & Lust, 2018). Between 2017 and 2023, the world experienced the most significant deterioration in credible elections in nearly 50 years, with 47% of countries seeing a decline in at least one key democratic indicator (International IDEA, 2024). Recent studies warn that low-and middle-income countries (LMICs) and post-conflict nations are particularly vulnerable to threats to democracy (Diamond, 2020; Lührmann & Lindberg, 2019), as institutional dysfunction, corruption, social divisions, and political disengagement are especially pronounced (Freedom House, 2021; Mainwarring & Bizzaro, 2019).

In response, governments and international donors have widely promoted civic education as a means to strengthen democracy in these contexts by increasing citizens' knowledge of democratic systems and fostering civic values and engagement (Carothers & Ottaway, 2000; Finkel, 2013). Following the wave of democratic transitions in the late 20th century, civic education programs expanded significantly, with the United States Agency for International Development (USAID) alone allocating between \$30 and \$50 million annually to such initiatives between 1990 and 2005 (Finkel, 2013). Yet the evidence on civic education's effectiveness in LMICs remains scarce. Most research comes from high-income countries (HICs), where effective programs often integrate participatory teaching methods (Morduchowicz et al., 1996; Green et al., 2011) and experiential components outside the classroom (NORC, 2019). However, implementing these approaches in low-resource settings is challenging, as instruction tends to rely on rote learning and lecture-based methods, and experiential learning opportunities are often prohibitively expensive (Barrett, 2017; Tabulawa, 2013; Akyeampong et al., 2023). These challenges are even more pronounced in post-conflict democracies, where mistrust of government, avoidance of controversial topics, and ethnic and social divisions further complicate civic education efforts (Levine & Bishai, 2010; Quaynor, 2012; Russell, 2018). Given these constraints, whether the lessons learned from civic education programs in wealthier countries can be applied in lower-income and post-conflict contexts remains an open question.

To our knowledge, this study offers the first experimental evaluation of a civic education program's effects on student civic outcomes in a low-income, post-conflict context. We present

findings from a randomized controlled trial (RCT) evaluating the impact of a civic education intervention on students' civic knowledge and engagement in Liberia's public primary schools. We randomly assigned 140 public schools across three counties - Grand Bassa, Montserrado, and Nimba - to either a treatment group (70 schools) that received new textbooks, teacher training, bi-weekly classroom instruction, and regular monitoring to support educators, or a control group (70 schools) that did not receive the intervention. The intervention was implemented largely as intended, with 100% of teachers and 96% of students receiving new civic education textbooks, and civic education lessons being delivered regularly. Given the resource constraints typical of such settings, teacher training was limited to two days and focused primarily on textbook content and lesson planning rather than introducing the participatory teaching methods central to programs in higher-income settings. This program thus provides a unique opportunity to assess whether a classroom-based, textbook-centered civic education model that omits more interactive approaches can still improve student civic outcomes. We collected data at both baseline and endline on third- and fourth-grade students' civic knowledge and engagement and conducted classroom observations at endline to assess impacts on instructional practices.

We present three sets of results. First, we find that despite its traditional, textbook-based approach, the program led to substantial improvements in students' civic knowledge. After one school year, treatment students outperformed control students by 0.31 standard deviations (SDs) on endline assessments ($p < 0.01$). The program led to gains across two of the four civic knowledge content domains (groups of civic topics covered in the curriculum), with improvements in civic participation (0.39 SDs, $p < 0.01$) and civic society and systems (0.30 SDs, $p < 0.01$).

Second, the program primarily strengthened factual civic knowledge, as reflected in significant gains in the "knowing" cognitive domain (0.40 SDs, $p < 0.01$), while effects on higher-order reasoning and application were null. Classroom observations suggest that these knowledge gains were driven by structured, textbook-centered instruction rather than shifts in pedagogy. Teachers in treatment schools used textbooks for 55% of class time, compared to 15% in control schools ($p < 0.01$). Students similarly increased their use of textbooks, and their level of engagement also improved. These findings reinforce that the program was delivered primarily through textbooks and lectures, an approach that proved effective in improving factual knowledge but was not sufficient to develop more complex reasoning skills.

Third, consistent with prior research showing that civic attitudes and behaviors are particularly difficult to change (Finkel & Ernst, 2005; Manning & Edwards, 2014; NORC, 2019; Soule, 2002), the program had no measurable impact on students' civic engagement. These null effects also align with research suggesting that participatory methods, features largely absent from this textbook-based intervention, may enhance the impact of civic education on these harder-to-shift outcomes (Campbell, 2008; Claire, 2004; Finkel & Ernst, 2005; Hahn, 1998; Hoskins et al., 2021; Niemi & Junn, 1998; Slomczynski & Shabad, 1998; Soule, 2002; Torney-Purta et al., 2001). Reinforcing this, developmental psychology finds that adolescents are particularly responsive to peer norms and behaviors, often prioritizing peer approval over adult guidance (Brechwald & Prinstein, 2011; Laursen & Veenstra, 2021; Prinstein & Dodge, 2008). Given that the average student age in our study was 13, this suggests that altering civic attitudes or behaviors through adult-led instruction may be especially difficult. The lack of change in civic engagement is therefore consistent with theoretical expectations from both the civic education and developmental psychology literatures.

Our study makes several contributions to the civic education literature. First, it addresses the critical lack of experimental research on civic education in any context. Despite political socialization theories emphasizing the importance of early civic exposure (Keating et al., 2010; Sears et al., 1979; Van Deth et al., 2011), experimental evaluations at the primary level are nearly nonexistent, with the only known RCT conducted in Canada (Maheo, 2018). This gap is particularly significant in low-income countries, where primary school is often the highest level of education completed by most students (World Bank, 2019). While a handful of randomized evaluations have examined civic education programs at the secondary level (Green et al., 2011; Morduchowicz et al., 1996; NORC, 2019), such studies also remain rare, particularly in LMICs. Existing research has focused almost exclusively on HICs, where civic education programs typically include participatory teaching or experiential learning. However, while some observational and quasi-experimental studies suggest that these interactive or open classroom environments may enhance effects on civic attitudes and behaviors (Finkel & Ernst, 2005; Hoskins et al., 2021; Soule, 2002), these studies do not establish that such approaches are essential for knowledge acquisition. Our findings provide causal evidence that even a basic, textbook-centered civic education program can substantially improve student knowledge, demonstrating that civic instruction can be effectively adapted to low-resource settings without

relying on costly or complex pedagogical changes. Even in the absence of short-term shifts in attitudes or behaviors, civic knowledge remains a meaningful outcome. Longitudinal studies consistently find that knowledge and related skills acquired during childhood and adolescence are associated with higher levels of adult civic participation, trust, and engagement (Niemi & Junn, 1998; Jennings & Stoker, 1999; Nie & Hillygus, 2001).

Second, our study also contributes to the literature on classroom instruction in LMICs, where most observational research has focused on math and language due to their prominence in standardized assessments and accountability frameworks (Pritchett & Beatty, 2015; Glewwe & Muralidharan, 2016; Westbrook et al., 2013). By contrast, less frequently tested subjects, including civic education, remain largely understudied, leaving gaps in our understanding of how they are taught in resource-constrained environments. Our findings suggest that instruction in civic education follows similar patterns to math and language, with a strong reliance on rote memorization and teacher-centered methods, despite the subject's potential for participatory learning. This highlights the need for further research on instructional practices in non-core subjects to better inform education policy and teacher training in LMICs.

Third, this study contributes to a growing body of research on the effectiveness of textbook-based interventions in LMICs. While prior studies have found limited average effects of textbook provision on learning outcomes (Glewwe et al., 2009; Sabarwal et al., 2014), our findings suggest that when instructional materials are well-aligned with students' needs and integrated into a structured delivery model, they can significantly enhance learning—in this case, civic knowledge. Unlike earlier interventions where textbooks were either not distributed effectively (Sabarwal et al., 2014) or failed to match students' language and comprehension levels (Glewwe et al., 2009), the civic education program in Liberia combined high textbook accessibility with contextual relevance and consistent use in classrooms. These results underscore that the impact of textbook provision depends heavily on the design and implementation of the intervention, offering new insight into how instructional materials can support learning in under-resourced education systems.

The remainder of this paper is structured as follows. The Experiment section details the context, sample, randomization, and intervention design. The Data section describes data collection methods and instruments. We then outline our Empirical Strategy before presenting the Results. Finally, we conclude with a Discussion and Conclusion highlighting the program's

implications for further research on civic education and its potential applications in policy within post-conflict, low-resource settings.

Experiment

Context

Liberia presents an important case to examine whether, and how, civic education can enhance civic knowledge and engagement in post-conflict, resource-constrained settings. Persistent challenges to democratic consolidation, many rooted in a history of civil conflict, combined with an under-resourced education system, raise questions about the feasibility and effectiveness of civic education programs in such a context.

Liberia's civil war (1989–2003) intensified existing cleavages and contributed to new ones, leading to persistent inter-ethnic tensions (CRS, 2016), the marginalization of minorities (Ochiai, 2023), widespread mistrust, and low social cohesion (Blair et al., 2011; IPA, 2011) - barriers that continue to undermine democratic development. Weak social cohesion erodes public trust in governance and hinders the development of inclusive institutions, destabilizing democracy (Fukuyama, 2001; Gisselquist, 2012; Robinson, 2017). The marginalization of minorities further weakens democratic norms by perpetuating exclusion and unequal access to resources and political participation (Gurr, 2000; Diamond, 1999). Prolonged conflict also weakens the rule of law, fosters corruption, and disengages citizens from political processes (Walter, 2010; Brinkerhoff, 2005; Snyder, 2000). These dynamics, deeply embedded in Liberia's post-conflict landscape, pose significant barriers to building a stable and resilient democracy (Freedom House, 2021; Transparency International, 2023; World Bank, 2023; World Bank, 2022).

These barriers to democratic consolidation have spurred growing interest in civic education among Liberia's politicians, Ministry of Education, and international donors. However, implementing such programs remains particularly challenging due to the country's severely under-resourced education system and reliance on didactic teaching methods. Although free and compulsory education is mandated for grades one through nine (MoE, 2016b), systemic barriers, including high informal costs, a severe shortage of trained teachers, and inadequate school facilities such as lack of electricity, clean water, and functional sanitation, negatively impact teachers and contribute to low enrollment and high dropout rates (LISGIS, 2020; Waydon

& Ketter, 2016; USAID, 2021). As of 2021, only 62% of primary-school-age children were enrolled, and even fewer progressed to secondary education (UNESCO UIS, 2021). The system's reliance on lecture-based instruction methods, including rote memorization, further hampers efforts to deliver effective education (USAID, 2016; World Bank, 2019). As a result, learning outcomes remain poor: a large proportion of students in Grades 3–6 fail to meet minimum proficiency levels in literacy and numeracy, with literacy rates for Grade 3 students below 50% (MoE, 2016b; UIS, 2021).

The challenges facing Liberia's democracy, rooted in its legacy of civil conflict, highlight the critical importance of equipping students with the civic knowledge and behaviors necessary to foster democratic consolidation. Concurrently, the systemic underfunding and didactic instructional methods within Liberia's education system underscore the need to understand if and how civic education can be effectively implemented in such an environment.

Sample

The sampling frame for the study includes 167 public primary schools in the counties of Grand Bassa, Montserrado, and Nimba. The civic education program's non-governmental implementing organizations selected these counties to maximize variability in factors that could affect the implementation of the new curriculum, including population density, poverty index, levels of trust in public institutions, information consumption, and literacy rates. Within each county, schools that were inaccessible within four hours from a central district location or located in non-adjacent districts were excluded to ensure logistical feasibility for program implementation and data collection. Schools were further required to have class sizes between 15 and 40 students in grades 3 and 4 to balance statistical power with effective assessment administration. After excluding 16 schools for inaccessibility, 4 that were not operational, and 2 with no students in grades 3 or 4, 145 schools remained eligible. Of these, we included all 44 eligible schools in Grand Bassa and randomly selected 48 schools per county in Montserrado and Nimba. We selected a total of 140 schools (70 treatment, 70 control) based on these criteria. This represents approximately 16% of public primary schools across the three counties.

Within each selected school, we randomly sampled one grade 3 classroom and one grade 4 classroom, resulting in 280 classrooms. We selected grades 3 and 4 because previous studies suggest these grades in Liberia can complete written assessments with enumerator support (IPA Liberia, 2021), which we confirmed during a scoping trip in February of 2022 and an instrument

pilot in May of 2023, making data collection feasible and cost-effective. The third- and fourth-grade textbook content also aligns with previous civic education studies (Schulz et al., 2018), enabling us to both anticipate its potential impact on civic outcomes and leverage established assessment frameworks and measures to assess them (Schulz et al., 2016). To balance statistical power with feasibility, in each classroom, we aimed to randomly select 10 students for data collection for a total of 2,800 students.

Randomization

We randomly assigned the 140 schools in the sample either to a treatment group (70 schools that received the intervention in the 2023–2024 school year) or to a control group (70 schools that did not receive the intervention during the study period but were scheduled to receive it in subsequent years, following a randomized wait-list design), with randomization stratified by county and district. In the 70 treatment schools, all students in grades one through six received the intervention, though our evaluation focused on grades 3 and 4. In the 70 control schools, no students received it. Endline data suggest that contamination was minimal as only 8 percent of control school principals (6 out of 70) reported teaching civics, and 11 percent (8 out of 70) had copies of the new civic education textbooks on campus. Among these, only three schools were both teaching civics and had textbooks. Since principals self-reported whether they taught civics, it is possible that this number is even lower, as some may have been referring to elements of the existing social studies curriculum rather than the new civics program.

The randomization procedure was successful, yielding two statistically equivalent groups at baseline, as evidenced by the absence of significant differences in demographic characteristics between experimental groups (Table 1). The average age of assessed students was about 13, around 47 percent were in grade four, with the remainder in grade 3, and around 54 percent were male. The baseline analysis finds a very small (1 percentage-point) statistically significant difference ($p < 0.10$) in baseline assessment scores between students in control and treatment schools. Students in control schools scored 32 percent and students in treatment schools scored 33 percent on the baseline assessment that tested students' civic knowledge. Given that the schools were randomly assigned, it is likely that the observed difference in baseline scores is due to chance, as confirmed by Figure A.1 in Appendix A, which shows nearly identical distributions of baseline assessment scores between treatment and control groups. Nevertheless, all analysis controls for students' baseline assessment scores, as well as randomization-strata fixed effects, in

all program effect calculations to account for this small imbalance and ensure any differences in endline levels of civic knowledge can be attributed to the civic education program.

Intervention

The program, funded by USAID, and implemented by local non-governmental organizations with Liberian MoE support, consists of four main components: (1) textbook distribution, with newly developed civic education textbooks provided to teachers and students; (2) teacher training, where teachers and district-level officials receive training on the new textbooks; (3) classroom instruction, with trained teachers delivering civic education lessons to students on a bi-weekly basis; and (4) monitoring, with implementing partners conducting bi-monthly visits to observe classroom instruction, verify adherence to the curriculum, and provide additional support to teachers as needed.

Unlike civic education programs in high-income countries, which emphasize participatory teaching and experiential learning (Morduchowicz et al., 1996; Green et al., 2011; NORC, 2019), this program followed a textbook-based approach that reflected the realities of Liberia's education system. Most teachers have little formal training and rely on rote instruction, making interactive pedagogies difficult to implement without extensive, costly training. Given these constraints, training was limited to a two-day session on curriculum content and lesson planning, with monitoring visits providing ongoing support. While group work strategies were briefly addressed, the primary emphasis remained on structured textbook use. The intervention's Theory of Change (ToC) posits that providing teachers with training and curriculum-aligned textbooks, and students with textbooks and classroom instruction, will enhance students' civic knowledge, while also aiming to foster civic attitudes and behaviors over time (see Table A.1 in Appendix A). Prior research suggests that even in lecture-based classrooms, exposure to structured civic curricula can improve civic knowledge (Finkel & Ernst, 2005), while effects on attitudes and behaviors are often weaker or null in the short term (Finkel & Ernst, 2005; Manning & Edwards, 2014; NORC, 2019).

Despite the challenges of implementing education programs in a low-resource setting like Liberia, including poor road infrastructure that complicates material delivery and school monitoring, implementation data indicate high overall fidelity across the program's four components. Treatment school principals confirmed that textbooks reached 100% of treatment schools, with 96% of students confirming receipt of textbooks and 94% reporting in surveys that

they regularly took them home. Teacher training had a 95% participation rate, according to implementing organizations' records, with teachers and principals reporting in interviews that they valued the training for enhancing their understanding of civics and improving their lesson planning. However, many requested additional sessions, citing the two-day training as insufficient. Civics instruction adhered closely to the program schedule, with 100% of schools listing civic education lessons twice a week on their official class timetables and classroom observations indicating an average lesson duration of 38 minutes, just under the targeted 45 minutes. Monitoring visits occurred frequently, with 29 out of 48 teachers and principals interviewed reporting two to four visits per month, and most describing the feedback provided during these visits as valuable for improving teaching practices and student engagement.

Successfully delivering textbooks to both teachers and students at scale is a particularly meaningful achievement in this context, where students rarely have access to textbooks, and when available, they are often insufficient to provide each primary student with their own copy (UNESCO, 2016). Even teachers often rely on donated materials that do not align with the national curriculum (World Bank, 2010). This intervention thus allows us to test whether a textbook-centered classroom-based model of civic education, a significant departure from the participatory and experiential approaches commonly used elsewhere but one that is much more realistic for low-income countries, can nevertheless be effective in improving students' civic knowledge and behaviors.

Data

Data Collection and Attrition

We collected data at baseline at the beginning of the school year during which the program was being implemented (2023–2024), and at endline near the end of that same school year in all 140 schools (70 treatment and 70 control). At both rounds, students completed a civic knowledge assessment and a survey measuring civic engagement. At endline, we also conducted classroom observations to assess instructional practices in 60 schools (30 treatment and 30 control), along with teacher and principal interviews in 30 treatment schools and parent focus group discussions (FGDs) in six treatment schools to gather feedback on program implementation fidelity. Throughout implementation, implementing organizations also collected monitoring and administrative data to track program implementation fidelity.

At baseline, we assessed 2,116 students. Due to low enrollment and/or attendance in many schools, selecting 10 students per classroom (i.e., 20 students per school) was not always possible. When one grade did not have at least 10 students, enumerators selected additional students from the other grade if available. In some schools, grades 3 and 4 are combined as one classroom with the same teacher. In these cases, enumerators followed the same selection approach, aiming to select 10 grade 3 and 10 grade 4 students from the classroom. On average, we assessed 15 students per school.

At endline, we endeavored to contact the same students that were included in the baseline sample. We collected endline data at all 140 schools and assessed a total of 1,784 students.

As shown in Table 2, there was no statistically significant difference between the treatment and control groups in the rate students were reassessed at endline, indicating that similar proportions of students from both groups were present for the endline. Enumerators were able to reassess 85 percent of the students who participated in the baseline assessment. We also did not find statistically significant differences in follow-up rates based on characteristics like grade level, gender, socioeconomic status, or baseline test scores. We did, however, find some evidence of differential attrition between the treatment and control groups based on age. Older students in the treatment group were slightly less likely to be reassessed at the endline than younger students, with the likelihood of reassessment decreasing by about 1.5 percentage points for each year of age. Although this difference is statistically significant, it is relatively small in size. A joint test, which considers all background characteristics together, confirmed that the treatment and control groups were not statistically significantly different in the types of students who were lost to follow-up.

Student Civic Knowledge

The student assessment measured civic knowledge at baseline and endline, covering key concepts from the grade 3 and 4 civic education textbooks. The assessment included content from four content domains: civic society and systems, civic principles, civic identities, and civic participation, and two cognitive domains: knowing and reasoning/applying. These domains were adapted from the International Civic and Citizenship Education Study (ICCS) framework (Schulz et al., 2016) and aligned with the Liberian civic education curriculum. The endline assessment was a shortened version of the baseline instrument, with modifications to improve clarity while maintaining comparability. The assessment incorporated questions spanning

multiple difficulty levels to prevent “floor” and “ceiling” effects, where students might answer either none or all items correctly. We calculated the total score as the total proportion of items answered correctly.

Student Civic Engagement

We administered a student survey at both rounds to measure students' civic engagement. Items were adapted from a previous civic education study in Liberian schools (Quaynor, 2012b). Students were asked how frequently they engaged in civic behaviors at school and in their communities using a 4-point scale. The four items included speaking up about school rules, helping peers with schoolwork, helping neighbors with chores, and obeying community laws. The survey also collected student background characteristics, including gender, age, language spoken at home, and socioeconomic status, to allow for subgroup analyses.¹

Instructional Practices

At endline, we conducted classroom observations in a random subset of 60 schools (30 treatment and 30 control). These observations provide insight into instructional practices by capturing how teachers allocated class time across different instructional activities and materials, as well as how students used materials and their levels of engagement with the teacher. The protocol was adapted from the Stallings (World Bank, 2015) tool, with enumerators recording observations at nine time intervals during a typical lesson.² Additional details on instrument development and adaptation are provided in Appendix A.2.

Empirical Strategy

Intent-to-Treat Effect

We estimated the intent-to-treat effect of the offer of the intervention by fitting the model:

$$Y_{ij}^{t=1} = \alpha_{r(k)} + Y_{ij}^{t=0}\gamma + T_j'\beta + \varepsilon_{ijk} \quad (1)$$

where $Y_{ij}^{t=1}$ is the outcome of interest for student i in school j at endline ($t = 1$); $Y_{ij}^{t=0}$ is a measure of that outcome at baseline (when available); $r(k)$ is the randomization stratum of district k and $\alpha_{r(k)}$ is the corresponding stratum fixed effect; T_j is an indicator variable for random assignment to the intervention; and ε_{ijk} is the idiosyncratic error term. The parameter of

interest is β , which captures the causal effect of the offer of the intervention. We estimated equation (1) by ordinary least-squares regression, using cluster-robust standard errors to account for within-school correlations across students in outcomes.

We also fit variations of this model where outcomes are measured at the classroom level (to estimate the impact of the intervention on pedagogical approaches) and models that interact the treatment indicator with student, teacher, and school covariates (to test for heterogeneous effects for each primary outcome).³

Results

Student Civic Knowledge

After one school year, the civic education program had a notable impact on students' civic knowledge, as measured by their performance on the student assessment. As shown in Table 3, treatment students scored 0.313 standard deviations (SDs) higher on the overall assessment than control students ($p < 0.01$), equivalent to an increase of 5 percentage points in the proportion of correct answers (from 45% to 50%). This represents a meaningful shift in civic knowledge, moving the median student in treatment schools approximately 11 percentile points higher than their counterparts in control schools. To further contextualize these gains, the 2016 International Civic and Citizenship Education Study (ICCS) assessed civic knowledge in 21 countries using a standardized scale with a mean of 500 and a standard deviation of 100 (Schulz et al., 2018). Our estimated +0.313 SD gain is roughly equivalent to a 31-point increase on the ICCS scale which is comparable to moving from a country like Colombia (482) toward the international average (517), within a global range of scores spanning from 467 to 586.

Two recent meta-analyses of education interventions in low- and middle-income countries find average effects of between 0.08 and 0.15 SDs (Evans and Yuan 2022; McEwan 2015). Our effect size is double the size of the upper bound in this range. However, these comparisons should be interpreted with caution, as both meta-analyses focus on math and language achievement, rather than civic-education knowledge.

Breaking results down by content domain, we find the intervention had positive effects on students' civic knowledge across several areas. The largest gains were observed in civic participation (0.387 SDs, $p < 0.01$) and society and systems (0.304 SDs, $p < 0.01$), suggesting that the program was particularly effective in strengthening students' understanding of how civic

institutions function and how individuals can engage in civic life. Gains in civic principles and civic identities were smaller and not statistically significant.

When considering cognitive domains, the intervention primarily improved knowledge acquisition, with treatment students scoring 0.397 SDs higher than control students on the "knowing" domain ($p < 0.01$). However, the effects on higher-order skills such as reasoning and applying were smaller and not statistically significant. These results suggest that while the program effectively enhanced factual civic knowledge, its impact on students' ability to apply and reason about civic concepts was more limited.

The intervention improved civic knowledge across all levels of the achievement distribution. Quantile treatment effect estimates show that the treatment distribution first-order stochastically dominates the control distribution, meaning that students in the treatment group outperformed their control counterparts at every percentile of the endline civic knowledge distribution (Figure 1, Panel A).

While gains are observed across the distribution, the gap between treatment and control students is somewhat larger at the lower end, suggesting that the lowest-performing students at endline saw the largest gains. Consistent with this, non-parametric estimates of treatment effects by baseline score show that the intervention had larger effects for students who started with lower civic knowledge (Figure 1, Panel B). The treatment effect is positive across the entire distribution, but the slope of the difference line indicates stronger gains for lower-achieving students at baseline.

These patterns are further confirmed by heterogeneous treatment effect estimates (Table 4). The negative and statistically significant interaction between treatment and baseline score (-0.146 , $p < 0.05$) indicates that students with weaker initial civic knowledge experienced larger relative gains. Similarly, we find that treatment effects were larger in rural districts (0.094 , $p < 0.01$), where students typically have fewer educational resources and lower prior achievement levels. By contrast, we do not observe significant heterogeneity in effects by student gender, grade level, household SES, or language spoken at home. Together, these results suggest that the program was particularly effective for students who were initially more educationally disadvantaged, helping to reduce disparities in civic knowledge.

Instructional Practices

The program shifted classroom instruction toward textbook-centered learning, with both teachers and students relying heavily on textbooks. Students also became more engaged with the teacher. However, we find no or minimal impact on the amount of time teachers spent on learning activities. As shown in Table 5, Panel B, teachers in treatment schools used textbooks for 55% of class time on average, compared to 15% in control schools ($p < 0.01$). Similarly, students in treatment schools used textbooks for 63% of class time, while students in control schools only used textbooks for 2% of class time ($p < 0.01$). While this difference may be partially explained by the lack of textbooks in control classrooms, the high proportion of class time dedicated to textbook use suggests that teachers in treatment schools relied heavily on the new civic education textbooks, in line with program expectations. The results from Table 5, Panel C also show that students in treatment schools were significantly more likely to be engaged. In treatment schools, all students were engaged for 87% of class time compared to 71% in control schools ($p < 0.05$). These results suggest that the civic education program had a statistically significant positive impact on overall student engagement during lessons in treatment schools. However, we find no evidence that the program changed how teachers allocated class time across learning activities, classroom management, or off-task activities (Table 5, Panel A).

Together, these results suggest that while the program successfully increased students' civic knowledge, it did so primarily through a structured, textbook-centered approach rather than through participatory teaching.

Student Civic Engagement

The civic education program had no significant impact on students' self-reported civic engagement behaviors. As shown in Table 6, students in treatment schools were no more likely than those in control schools to report engaging in civic activities, such as raising concerns with school authorities, helping peers, assisting neighbors, or obeying community laws. For example, we can rule out effects larger than approximately 8 percentage points for students' self-reported compliance with community laws. It is worth noting that baseline levels of reported civic engagement were already high, particularly for helping others and obeying laws, leaving limited room for measurable improvements and raising the possibility of ceiling effects for some items.

These null results align with broader research indicating that while civic education can enhance knowledge, shifting behaviors is much more difficult and even modest shifts typically require active, participatory learning methods (Finkel & Ernst, 2005; Hoskins et al., 2021; Soule, 2002). Given the program's textbook-centered instructional model and minimal emphasis on participatory teaching practices, it is unsurprising that knowledge gains did not translate into increased civic engagement.

Discussion

Our findings provide new insights into the role of civic education in low-resource, post-conflict settings. The program's strong effects on civic knowledge, despite its reliance on a textbook-based approach, expand our understanding of what forms of civic education can be effective. Most prior studies evaluating civic education have been implemented in HICs and emphasized participatory teaching and experiential learning (Morduchowicz et al., 1996; Green et al., 2011; NORC, 2019). However, it remained unclear whether these interactive methods were essential for improving civic knowledge. Our results demonstrate that a structured, curriculum-driven intervention can significantly improve students' understanding of civic concepts, even in environments where interactive pedagogy is infeasible. These findings suggest that civic education can be effectively implemented in resource-constrained settings without requiring fundamental shifts in teaching practices, making such programs more scalable and sustainable.

At the same time, our results underscore the challenges of translating civic knowledge gains into civic engagement in the short-term. Despite substantial improvements in factual knowledge, we find no effect on students' reported civic behaviors, aligning with previous research indicating that behavioral change is difficult and requires more than just exposure to civic content (Finkel & Ernst, 2005; Hoskins et al., 2021; Soule, 2002). Civic engagement often requires opportunities for students to actively practice democratic participation, such as deliberation, decision-making, or community involvement, which were elements largely absent from this program's design. These findings reinforce the idea that while civic education can lay the foundation for future engagement by increasing knowledge, fostering active participation in the short-term likely requires more interactive approaches.

Our results also highlight important considerations regarding equity in civic education. The program was particularly effective for lower-performing students and those in rural districts,

where educational resources are more limited. These differential effects suggest that structured civic education programs can help close knowledge gaps between more and less advantaged students.

Our findings have important policy implications, particularly for education systems that lack the capacity to implement participatory teaching methods at scale. High levels of textbook use and student engagement in treatment schools suggest that instructional materials can be a powerful tool for structuring lessons and increasing classroom engagement, particularly in contexts where access to instructional resources is severely limited and where teachers have limited training. By investing in high-quality, contextually relevant civic education materials, policymakers can provide educators with the tools they need to effectively deliver civic instruction, even in classrooms where interactive pedagogy is not feasible. Our findings stand in contrast to a few previous studies which found limited or no impact of textbook provision on average student learning outcomes (e.g., Glewwe et al., 2009; Sabarwal et al., 2014). In Kenya (Glewwe et al., 2009), textbooks benefited only the highest-performing students, likely due to language barriers and a curriculum misaligned with the broader student population's needs. In Sierra Leone (Sabarwal et al., 2014), uncertainty about future textbook supplies led administrators to store books rather than distribute them, resulting in minimal student access.

Contrastingly, our study in Liberia demonstrates that a textbook-centered civic education program can effectively enhance civic knowledge across a diverse student body. Several factors may explain this divergence. First, the Liberian program ensured high textbook utilization, with 96% of students receiving and regularly using the materials and 94% reporting regularly taking them home. Second, the textbooks were contextually tailored to the Liberian setting, aligning with students' language proficiencies and cultural backgrounds. Third, the program's structured implementation, including bi-weekly lessons and regular monitoring, likely reinforced consistent usage and integration into classroom activities - though the cost and feasibility of maintaining monitoring visits at scale may pose challenges when expanding such a program. These elements may have mitigated common challenges observed in other contexts, such as misalignment with student needs and inconsistent material usage. This comparison underscores that the effectiveness of textbook interventions is highly contingent on contextual factors, including material relevance, implementation fidelity, and support structures. Our findings suggest that,

when these elements are carefully considered and addressed, textbook-based programs can yield significant educational benefits, even in low-resource settings.

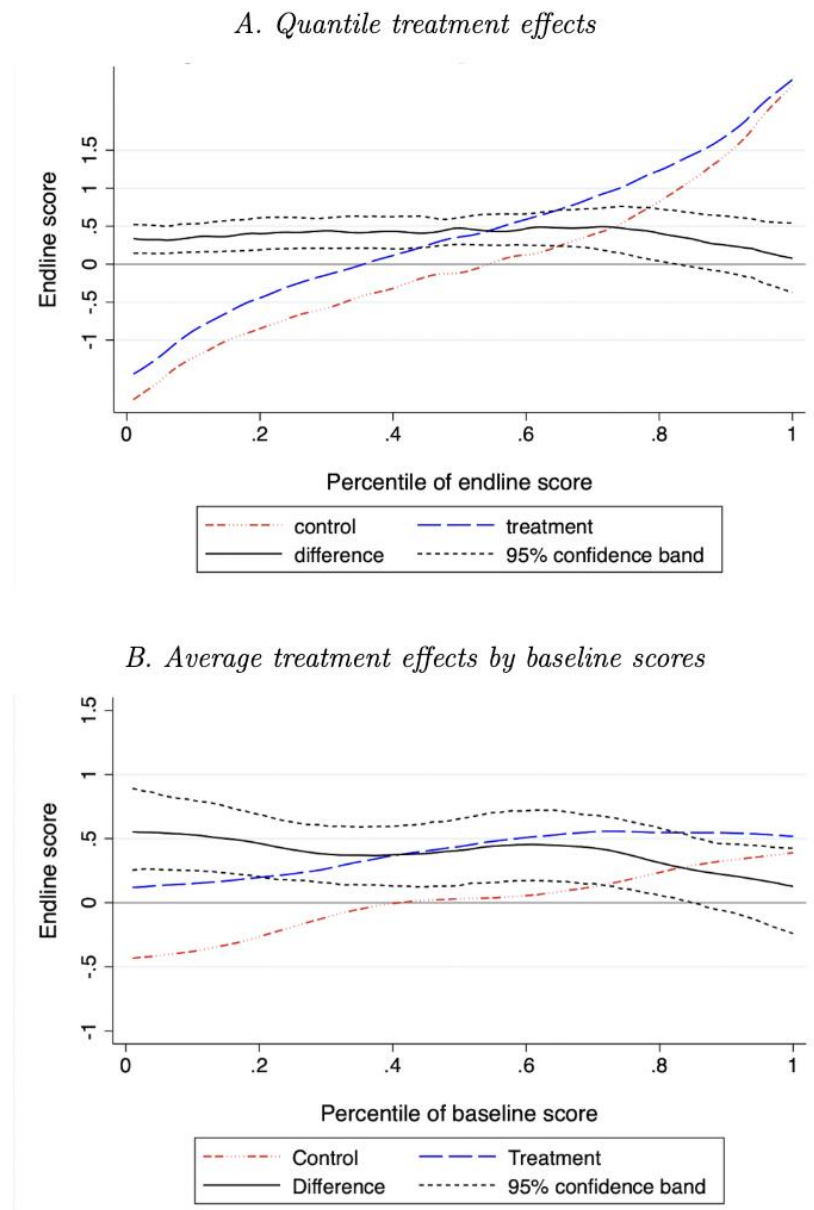
Conclusion

This study provides the first experimental evidence on the effectiveness of civic education in a low-income, post-conflict setting. We find that a simple, textbook-based approach can significantly improve civic knowledge, particularly for students who are most educationally disadvantaged. These findings have important implications for policymakers and practitioners. While interactive civic education programs may remain ideal, they are not the only viable approach. Well-structured, classroom-based, textbook-centered programs can be a practical and effective way to enhance civic knowledge in resource-constrained settings, offering a scalable model for strengthening democratic foundations in fragile states. Future research should explore how civic education can move beyond knowledge acquisition to actively foster civic engagement, particularly in contexts where significant shifts in pedagogical approaches are infeasible.

Endnotes

1. We also measured attitudes in the survey but dropped them due to significant measurement issues. Results are available upon request; see Appendix A.2 for details.
2. We also piloted an adapted Teach Primary tool (Molina et al., 2022) but excluded its findings due to reliability concerns. Results are available upon request; see Appendix A.2 for details.
3. A pre-analysis plan for this study was registered in the AEA RCT Registry under the title *Does Civic Education Impact Primary School Students' Civic Outcomes? Experimental Evidence from Liberia* (RCT ID: AEARCTR-0013817), first published on June 24, 2024.

Figure 1: Distributional treatment effects on endline assessments



Notes: Panel A shows quantiles of endline assessment scores for treated and control students who participated in the baseline and endline assessments, estimated by local polynomial regressions of endline scores on endline percentiles separately by experimental group. The solid black line plots the difference between treatment and control (quantile treatment effects). Panel B shows estimates of average endline assessment scores and treatment effects at each percentile of baseline assessment score, estimated by local polynomial regression. Dashed lines display bootstrapped 95% confidence intervals.

Table 1: Summary statistics and randomization balance

	(1)	(2)	(3)
	Control	Treatment	Difference
<i>A. Demographics</i>			
Age	13.198	13.230	0.033
	[2.153]	[2.080]	(0.131)
Grade 4	0.470	0.463	-0.006
	[0.499]	[0.499]	(0.018)
Male	0.535	0.551	0.016
	[0.499]	[0.498]	(0.025)
<i>B. Household assets</i>			
Fridge / Icebox	0.100	0.093	-0.010
	[0.300]	[0.291]	(0.017)
Television	0.186	0.208	0.013
	[0.389]	[0.406]	(0.024)
Phone	0.894	0.887	-0.004
	[0.308]	[0.317]	(0.023)
Computer	0.139	0.170	0.027
	[0.346]	[0.376]	(0.021)
Mattress	0.931	0.914	-0.014
	[0.254]	[0.281]	(0.022)
Car, truck, or motorbike	0.434	0.448	0.017
	[0.496]	[0.498]	(0.033)
Radio	0.825	0.797	-0.024
	[0.380]	[0.402]	(0.023)
Table	0.924	0.887	-0.033
	[0.266]	[0.317]	(0.022)
Chair/bench	0.913	0.888	-0.021
	[0.282]	[0.316]	(0.022)
<i>C. Civic knowledge</i>			
Assessment score (pct.)	0.319	0.333	0.012*
	[0.092]	[0.100]	(0.007)
N (students)	1,101	1,006	2,107
F-ratio (covariates)			1.011
P-value			0.444

Notes: This table compares students in the control group and treatment group at baseline. It shows the means and standard deviations of students in the control group (column 1) and treatment group (column 2). The “Difference” (column 3) tests for differences between groups including randomization-strata fixed effects. The sample includes all students observed at baseline. The F-test examines the joint significance of all baseline characteristics in predicting treatment assignment. Assessment score is calculated as a proportion of questions that were answered correctly. Standard deviations appear in brackets, and standard errors (clustered at the school level) appear in parentheses. * significant at 10%; ** significant at 5%; *** significant at 1%.

Table 2: Follow-up rate in endline assessments

	(1) Follow-up rate
<i>A. Treatment</i>	
Treatment	-0.006 (0.020)
N (students)	2107
Control mean	0.850
<i>B. Treatment and baseline</i>	
Treatment	0.181 (0.126)
Age	-0.008 (0.006)
Grade 4	-0.020 (0.022)
Male	-0.014 (0.020)
Household assets index (std.)	0.007 (0.021)
Assessment score (pct.)	-0.044 (0.117)
Age \times treatment	-0.015* (0.008)
Grade 4 \times treatment	-0.001 (0.032)
Male \times treatment	0.028 (0.033)
Household assets index (std.) \times treatment	-0.009 (0.024)
Score \times treatment	-0.001 (0.176)
N (students)	2,107
F-ratio (Interactions)	1.100
P-value	0.363

Notes: This table shows estimates from regressions predicting follow-up status in the endline assessments. Follow-up is defined as having an observed test score at endline. The sample includes students present at baseline. Panel A regresses follow-up on treatment status, and Panel B regresses follow-up on treatment status interacted with baseline characteristics. Both panels include randomization-strata fixed effects. Standard errors (clustered at the school level) appear in parentheses. The F- and p-values refer to a test of joint significance for all interaction terms. * significant at 10%; ** significant at 5%; *** significant at 1%.

Table 3: Treatment effects on endline assessments (standardized scores)

	(1)	(2)	(3)
	Control	Treatment	Difference
<i>A. Overall</i>			
Assessment score (std.)	-0.000	0.387	0.313***
	[1.000]	[0.966]	(0.088)
N (students)	936	848	1,784
<i>B. Content domains</i>			
Society and systems score (std.)	0.000	0.353	0.304***
	[1.000]	[0.947]	(0.072)
Principles score (std.)	0.000	0.191	0.124
	[1.000]	[1.064]	(0.089)
Participation score (std.)	-0.000	0.429	0.387***
	[1.000]	[0.941]	(0.063)
Identities score (std.)	0.000	0.071	0.026
	[1.000]	[0.948]	(0.068)
N (students)	936	848	1,784
<i>C. Cognitive domains</i>			
Knowing score (std.)	-0.000	0.452	0.397***
	[1.000]	[0.950]	(0.076)
Reasoning and applying score (std.)	-0.000	0.151	0.082
	[1.000]	[0.967]	(0.084)
N (students)	936	848	1,784

Notes: This table shows the impact of the intervention on students' standardized assessment scores, including on the total score and on specific content and cognitive domains. Estimates come from regressions of assessment outcomes on a treatment indicator with controls for randomization strata and baseline assessment score. The results displayed are for all students with both baseline and endline measurements. Standard deviations appear in brackets, and standard errors (clustered at the school level) appear in parentheses. * significant at 10%; ** significant at 5%; *** significant at 1%.

Table 4: Heterogeneous impacts on endline assessments

	(1) Grade 4	(2) Male	(3) Household assets Index (std.)	(4) English native speaker	(5) Rural district	(6) Baseline assessment score (pct.)
Treatment	0.053*** (0.014)	0.040*** (0.014)	0.046*** (0.012)	0.045*** (0.012)	-0.029 (0.030)	0.090*** (0.027)
Covariate	0.051*** (0.010)	0.011 (0.009)	-0.002 (0.007)	0.016 (0.013)	-0.047* (0.029)	0.337*** (0.052)
Interaction	-0.015 (0.013)	0.010 (0.012)	0.006 (0.009)	0.001 (0.021)	0.094*** (0.032)	-0.146** (0.072)
N (students)	1,784	1,784	1,784	1,784	1,784	1,784

Notes: The table shows the impact of the intervention on endline assessment scores, with heterogeneity by six baseline variables: grade, sex, household index (standardized), whether the student speaks either standard English or Liberian English as the main language at home, whether the student's school is in a rural district, and baseline assessment score. Estimates come from regressions of endline test scores on a treatment indicator, each baseline variable, and their interaction. All regressions include randomization-strata fixed effects, except for the regression on rural district, which includes county fixed effects instead. Standard errors (clustered at the school level) appear in parentheses. * significant at 10%; ** significant at 5%; *** significant at 1%.

Table 5: Treatment effects on instructional practices

	(1)	(2)	(3)
	Control	Treatment	Difference
<i>A. Allocation of instructional time on and off task</i>			
Proportion of class time...			
...spent on learning activities	0.776 [0.152]	0.769 [0.219]	-0.023 (0.054)
...spent on classroom management	0.146 [0.096]	0.172 [0.149]	0.033 (0.033)
...spent off task	0.078 [0.078]	0.059 [0.187]	-0.011 (0.046)
<i>B. Allocation of time using different materials (teachers)</i>			
Proportion of class time...			
...taught using a textbook	0.150 [0.215]	0.565 [0.374]	0.402*** (0.080)
...taught with no materials	0.215 [0.146]	0.124 [0.210]	-0.086 (0.055)
...taught using notebooks/writing materials	0.111 [0.164]	0.047 [0.065]	-0.060* (0.033)
...taught using blackboard	0.496 [0.225]	0.249 [0.263]	-0.246*** (0.052)
...taught using tablet	0.028 [0.117]	0.015 [0.049]	-0.011 (0.023)
<i>C. Allocation of time engaging students</i>			
Proportion of class time...			
...with all students engaged	0.706 [0.168]	0.865 [0.254]	0.146** (0.055)
...with ten or more students engaged	0.089 [0.122]	0.080 [0.179]	0.002 (0.040)
...with two to ten students engaged	0.141 [0.136]	0.018 [0.050]	-0.132*** (0.026)
...with one student engaged	0.011 [0.031]	0.000 [0.000]	-0.011* (0.006)
...with no students engaged	0.054 [0.066]	0.037 [0.183]	-0.004 (0.044)
N (schools)	30	30	60

Notes: This table shows the impact of the intervention on various instructional practices, namely teachers' and students' use of class time. Estimates come from regressions of class time allocation outcomes on a treatment indicator with controls for randomization strata. Standard deviations appear in brackets, and standard errors (clustered at the school level) appear in parentheses. * significant at 10%; ** significant at 5%; *** significant at 1%.

Table 6: Treatment effects on civic engagement

	(1)	(2)	(3)
	Control	Treatment	Difference
If I don't agree with a school rule, I tell the school authority.	0.489 [0.500]	0.482 [0.500]	-0.004 (0.030)
I help other students with their schoolwork.	0.751 [0.433]	0.719 [0.450]	-0.034 (0.021)
I help my neighbors if they ask me.	0.843 [0.364]	0.854 [0.354]	0.006 (0.019)
I obey the laws in my community.	0.777 [0.417]	0.818 [0.386]	0.036 (0.023)
Civic engagement index	0.715 [0.272]	0.718 [0.279]	0.001 (0.016)
N (students)	936	848	1,784

Notes: This table shows the impact of the intervention on students' civic engagement behaviors. Civic engagement was measured at both baseline and endline. The four civic engagement outcomes are binary indicators coded as 1 if the student reported engaging in the behavior "always" or "often" and 0 if the reported engaging in the behavior "rarely" or "never". The Civic engagement index is constructed as the mean of these four binary indicators, providing an overall measure of students' civic engagement. Estimates come from regressions of survey outcomes on a treatment indicator with controls for randomization strata and baseline measures of civic engagement. Standard deviations appear in brackets, and standard errors (clustered at the school level) appear in parentheses. * significant at 10%; ** significant at 5%; *** significant at 1%.

References

- Afrobarometer. (2021). *Afrobarometer survey: Liberia*. <https://www.afrobarometer.org>
- Akyeampong, K., Pryor, J., & Westbrook, J. (2023). Pedagogy in basic education: Evidence and issues from sub-Saharan Africa. *Research in Comparative and International Education*, 18(2), 167–185.
- Almond, G. A., & Verba, S. (1963). *The civic culture: Political attitudes in five western democracies*. Princeton University Press.
- Bachner, J. (2010). *From classroom to voting booth: The effect of civic education on turnout* annual meeting of the Southern Political Science Association, Hotel InterContinental,
- Barrett, A. M. (2017). Educational quality in low-income countries: Pedagogy, policy, and practice. *Comparative Education*, 53(1), 1–13.
- Barter, C., & Renold, E. (1999). The use of vignettes in qualitative research. *Social Research Update*, 25.
- Blair, R., Blattman, C., & Hartman, A. (2011). Patterns of post-conflict trust and cooperation in Liberia. <http://www.poverty-action.org>
- Bleck, J. (2015). *Education and empowered citizenship in Mali*. JHU Press.
- Bonwell, C. C., & Eison, J. A. (1991). Active learning: Creating excitement in the classroom. (ASHE-ERIC Higher Education Report No. 1). The George Washington University.
- Borgers, N., Leeuw, E., & Hox, J. (2000). Children as respondents in survey research: Cognitive development and response quality. *Bulletin de Méthodologie Sociologique*, 66(1), 60-75.
- Brinkerhoff, D. W. (2005). Rebuilding governance in failed states and post-conflict societies: Core concepts and cross-cutting themes. *Public Administration and Development*, 25(1), 3–14.
- Callahan, R. M., Muller, C., & Schiller, K. S. (2010). Preparing the next generation for electoral engagement: Social studies and the school context. *American Journal of Education*, 116(4), 525-556.
- Campbell, D. E. (2008). Voice in the classroom: How an open classroom climate fosters political engagement among adolescents. *Political Behavior*, 30(4), 437–454.
- Carnegie Corporation of New York & Center for Information and Research on Civic Learning and Engagement. (2003). *The civic mission of schools*. <https://www.carnegie.org/publications/the-civic-mission-of-schools/>

- Carothers, T., & Ottaway, M. (Eds.). (2000). *Funding virtue: Civil society aid and democracy promotion*. Carnegie Endowment for International Peace.
- Catholic Relief Services. (2016). *Justice and peace in Liberia: Addressing inter-ethnic violence and reconciliation*. <https://www.crs.org>
- Center for Civic Education. (2005). *Voting and political participation of We the People: The citizen and the constitution alumni in the 2004 election*. Center for Civic Education.
- Chambers, B., Cheung, A. C., & Slavin, R. E. (2006). Effective early childhood education programs: A systematic review. *Canadian Journal of Education*, 29(3), 611–644.
- Chi, B., Jastrzab, J., & Melchior, A. (2006). Developing Indicators and Measures of Civic Outcomes for Elementary School Students. CIRCLE Working Paper 47. *Center for Information and Research on Civic Learning and Engagement (CIRCLE), University of Maryland*.
- Claire, H. (2001). *Not aliens: Primary school children and the citizenship/PSHE curriculum*. Trentham Books
- Creemers, B. P. M., & Kyriakides, L. (2008). *The dynamics of educational effectiveness: A contribution to policy, practice and theory in contemporary schools*. Routledge.
- Dewey, J. (1916). *Democracy and education: An introduction to the philosophy of education*. Macmillan.
- Diamond, L. (1999). *Developing democracy: Toward consolidation*. Johns Hopkins University Press.
- Diamond, L. (2020). Breaking out of the democratic slump. *Journal of Democracy*, 31(1), 36–50.
- Djupe, Calfano, A, & Calfano, B. R. (2013). *God talk: Experimenting with the religious causes of public opinion*. Temple University Press.
- Evans, D. K., & Yuan, F. (2022). How Big Are Effect Sizes in International Education Studies? *Educational Evaluation and Policy Analysis*, 44(3), 532–540.
- Finkel, S. E. (2013). *The impact of adult civic education programmes in developing democracies*. World Institute for Development Economics Research Working Paper.
- Finkel, S. E., & Ernst, H. R. (2005). Civic education in post-apartheid South Africa: Alternative paths to the development of political knowledge and democratic values. *Political Psychology*, 26(3), 333–364.
- Freire, P. (1970). *Pedagogy of the Oppressed*. Continuum.
- Fukuyama, F. (2001). Social capital, civil society, and development. *Third World Quarterly*, 22(1), 7–20. <https://doi.org/10.1080/713701144>

- Galais, C. (2018). How to make dutiful citizens and influence turnout: The effects of family and school dynamics on the duty to vote. *Canadian Journal of Political Science/Revue canadienne de science politique*, 51(3), 599–617.
- Gill, B., Tilley, C., Whitesell, E., Finucane, M., Potamites, L., & Corcoran, S. (2018). *The impact of democracy prep public schools on civic participation*. Mathematica Policy Research.
- Gisselquist, R. M. (2012). Ethnic divisions and public goods provision, revisited. *Ethnic and Racial Studies*, 35(12), 2075–2081. <https://doi.org/10.1080/01419870.2012.762106>
- Glewwe, P., & Muralidharan, K. (2016). Improving education outcomes in developing countries: Evidence, knowledge gaps, and policy implications. In *Handbook of the Economics of Education* (Vol. 5, pp. 653–743). Elsevier.
- Gurr, T. R. (2000). *People versus states: Minorities at risk in the new century*. United States Institute of Peace Press.
- Haggard, S., & Kaufman, R. (2021). The anatomy of democratic backsliding. *Journal of Democracy*, 32(4), 27–41.
- Hahn, C. L. (1998). *Becoming political: Comparative perspectives on citizenship education*. State University of New York Press.
- Hahn, C. L. (2010). Comparative civic education research: What we know and what we need to know. *Citizenship Teaching & Learning*, 6(1), 5–23.
- Hoskins, B., Huang, L., & Arensmeier, C. (2021). Socioeconomic inequalities in civic learning in Nordic schools: Identifying the potential of in-school civic participation for disadvantaged students. In *Northern Lights on Civic and Citizenship Education: A Cross-National Comparison of Nordic Data from ICCS* (pp. 93–122). Springer.
- House, F. (2021). *Freedom in the World 2021: Liberia*. Freedom House.
- Human Rights Watch. (2019). *Q&A: Justice for civil wars-era crimes in Liberia*. <https://www.hrw.org/news/2019/04/01/qa-justice-civil-wars-era-crimes-liberia>
- Innovations for Poverty Action (IPA). (2011). Trust and cooperation in post-conflict Liberia. <https://www.poverty-action.org>
- International Institute for Democracy and Electoral Assistance (International IDEA). (2024). *The global state of democracy 2024: Strengthening the legitimacy of elections in a time of radical uncertainty*. Inglehart, R., & Welzel, C. (2005). *Modernization, Cultural Change, and Democracy: The Human Development Sequence*. Cambridge University Press.

- Keating, A., Kerr, D., Benton, T., Mundy, E., & Lopes, J. (2010). Citizenship education in England 2001–2010: Young people's practices and prospects for the future: the eighth and final report from the Citizenship Education Longitudinal Study (CELS).
- Kolen, M. J., Brennan, R. L., & Kolen, M. J. (2004). *Test equating, scaling, and linking: Methods and Practices*, 177–180. Springer.
- Levine, D. H., & Bishai, L. S. (2010). Civic education and peacebuilding: examples from Iraq and Sudan. Special Report 254. *United States Institute of Peace*.
- Levinson, M. (2010). The Civic Empowerment Gap: Defining the Problem and Locating Solutions. In L. Sherrod, J. Torney-Purta, & C. A. Falangan (Eds.), *Handbook of research on civic engagement* (pp. 331–361). John Wiley & Sons.
- Liberia Institute of Statistics and Geo-Information Services (LISGIS). (2014). *Household Income and Expenditure Survey (HIES) 2014*. LISGIS.
- Liberia Institute of Statistics and Geo-Information Services (LISGIS). (2020). *Demographic and health survey 2019-20*.
- Linz, J. J., & Stepan, A. (1996). *Problems of democratic transition and consolidation: Southern Europe, South America, and post-communist Europe*. Johns Hopkins University Press.
- Lipset, S. M. (1959). Some social requisites of democracy: Economic development and political legitimacy. *American Polit. Sci. Rev.*, 53(1), 69–105.
- Lührmann, A., & Lindberg, S. I. (2019). A third wave of autocratization is here: What is new about it? *Democratization*, 26(7), 1095–1113.
- Mahéo, V. A. *Voters in Training: The Small Polling Stations*. Elections Quebec and the Social Science and Humanities Research Council of Canada.
- Mainwaring, S., & Bizzarro, F. (2019). The fates of third-wave democracies. *Journal of Democracy*, 30(1), 99–113.
- Manning, N., & Edwards, K. (2014). Does civic education for young people increase political participation? A systematic review. *Educational Review*, 66(1), 22–45.
- McDevitt, M., & Kioussis, S. (2006). Experiments in political socialization: Kids Voting USA as a model for civic education reform. In *CIRCLE Working Paper 49*. Center for Information and Research on Civic Learning and Engagement (CIRCLE), University of Maryland.
- McEwan, P. J. (2015). Improving learning in primary schools of developing countries: A meta-analysis of randomized experiments. *Review of Educational Research*, 85(3), 353–394.

- Molina, E., Pushparatnam, A. M. H., E, C., Wilichowski, T. M., Del Toro Mijares, A. T., & Al. (2022). *Teach Primary: Observer Manual*. World Bank Group.
- Ministry of Education of the Republic of Liberia (MoE). (2016a). *Liberia Education Sector Analysis*.
- Ministry of Education of the Republic of Liberia (MoE). (2016b). *National education profile 2016 update*.
- Mulbah, S. (2017). *State-building Interventions in Post-conflict Liberia: Building a State Without Citizens*. Routledge.
- National Opinion Research Center at the University of Chicago (NORC). (2019). *Impact Evaluation of USAID/Georgia's Momavlis Taoba Civic Education Initiative*. United States Agency for International Development (USAID).
- Neundorff, A., Niemi, R. G., & Smets, K. (2016). The compensation effect of civic education on political engagement: How civics classes make up for missing parental socialization. *Political Behavior*, 38(4), 921–949.
- Niemi, R. G., & Junn, J. (1998). *Civic education: What makes students learn*. Yale University Press.
- Ochiai, T. (2023). The 'Mandingo Question' in Liberia: Before, during, and after conflict. *Asian Journal of African Studies*, 55, 3–29.
- Owen, D. (2015). *High school students' acquisition of civic knowledge: The impact of we the people*. Georgetown University.
- Pan, E. (2005). Liberia: Status Reports. *Council on Foreign Relations*.
<https://www.cfr.org/backgroundunder/liberia-status-report>
- Pasek, J., Feldman, L., Romer, D., & Jamieson, K. H. (2008). Schools as incubators of democratic participation: Building long-term political efficacy with civic education. *Applied Development Science*, 12(1), 26–37.
- Paulhus, D. L. (1991). Measurement and control of response bias. In *Measures of personality and social psychological attitudes* (Vol. 1, pp. 17–59). Academic Press.
- Pritchett, L., & Beatty, A. (2015). Slow down, you're going too fast: Matching curricula to student skill levels. *International Journal of Educational Development*, 40, 276-288.
- Putnam, R. D. (2000). *Bowling alone: The collapse and revival of American community*. Simon & Schuster.

- Quaynor, L. J. (2012). Citizenship education in post-conflict contexts: A review of the literature. *Education, Citizenship and Social Justice*, 7(1), 33–57.
- Quaynor, L. J. (2012). The implications of privatisation for citizenship education. *Views from four Liberian schools (Education Support Programme Working Paper Series(42))*.
- Robinson, A. L. (2017). Ethnic diversity, segregation, and ethnocentric trust in Africa. *British Journal of Political Science*, 50(1), 217–239. <https://doi.org/10.1017/S0007123417000122>
- Saha, L. J. (2000). Political activism and civic education among Australian secondary school students. *Australian Journal of Education*, 44(2), 155–174.
- Schulz, W., Ainley, J., Fraillon, J., Kerr, D., & Losito, B. (2010). *ICCS 2009 International report: Civic knowledge, attitudes, and engagement among lower-secondary school students in 38 countries*.
- Schulz, W., Ainley, J., Fraillon, J., Losito, B., Agrusti, G., & Friedman, T. (2016). *IEA International Civic and Citizenship Education Study 2016 Assessment Framework*.
- Schulz, W., Ainley, J., Fraillon, J., Losito, B., Agrusti, G., & Friedman, T. (2018). *Becoming Citizens in a Changing World: IEA International Civic and Citizenship Education Study 2016 international report* (International Association for the Evaluation of Educational Achievement (IEA, Issue.
- Shepler, S., & Williams, J. H. (2017). Understanding Sierra Leonean and Liberian teachers' views on discussing past wars in their classrooms. *Comparative Education*, 53(3), 418–441.
- Slomczynski, K. M., & Shabad, G. (1998). Can support for democracy and the market be learned in school? A natural experiment in post-Communist Poland. *Political Psychology*, 19(4), 749–779.
- Snyder, J. L. (2000). *From Voting to Violence: Democratization and Nationalist Conflict*. W. W. Norton & Company.
- Soule, S. (2002, 2002/8). *Creating a cohort committed to democracy? Civic education in Bosnia and Herzegovina* In the annual meeting of the American Political Science Association,
- Stallings, J. A. (1980). Allocated academic learning time revisited, or beyond time on task. *Educational Researcher*, 9(11), 11–16.
- Sullivan, P., Marcus, L. P., J., & Marcus, G. E. (1979). *Political tolerance and American democracy*. University of Chicago Press.
- Tabulawa, R. (2013). *Teaching and learning in context: Why pedagogical reforms fail in sub-Saharan Africa*. Codesria.

- Tan, V. (2002). Liberian refugees relocated in neighboring countries.
<https://www.unhcr.org/news/latest/2002/5/3cd00df24/liberian-refugees-relocated-neighbouring-countries.html>
- Transparency International. (2023). *Corruption Perceptions Index 2023* <https://www.transparency.org>
- Torney-Purta, J., Lehmann, R., Oswald, H., & Schulz, W. (2001). *Citizenship and education in twenty-eight countries: Civic knowledge and engagement at age fourteen*. IEA Secretariat.
- UNESCO. (2016). Every child should have a textbook. *Global Education Monitoring Report 2016*(23)).
- UNESCO Institute for Statistics. (2021). *UIS statistics on Liberia*. <https://uis.unesco.org>
- UNICEF. (2020). *Time to Teach: Teacher attendance and time on task in primary schools in Liberia*. United Nations Children's Fund.
- UNICEF. (2021). *Transforming Education for Every Child: Promoting Equity and Participation*.
- USAID. (2016). *Liberia Teacher Training Program II (LTTP II) final report*. United States Agency for International Development.
- USAID. (2021). *Liberia civic education evidence review*. USAID.
- USAID. (2021). *Liberia national education policy report*. USAID.
- Waldner, D., & Lust, E. (2018). Unwelcome change: Coming to terms with democratic backsliding. *Annual Review of Political Science*, 21, 93–113.
- Walter, B. F. (2010). *Conflict relapse and the sustainability of post-conflict peace*.
- Waydon, E., Ying, L., & Ketter, B. (2016). Free and compulsory primary education policy in Liberia: Gap between promise and actual performance. *International Journal of Educational Policy and Leadership*, 11(3), 45–63.
- Westbrook, N. D. (2013). Pedagogy, curriculum, teaching practices and teacher education in developing countries.
- World Bank. (2010). *Liberia education country status report: Out of the ashes – Learning lessons from the past to guide education recovery in Liberia*.
- World Bank. (2013). *Service delivery indicators: Education and health services in Africa*.
- World Bank. (2015). *Conducting classroom observations: Analyzing classroom dynamics and instructional time—using the Stallings 'classroom snapshot' observation system: User guide (English)*.
- World Bank. (2016). *Liberia: Education sector analysis*.
- World Bank. (2019). *Liberia education sector analysis: Teacher absenteeism in Liberian schools*.

World Bank. (2020). *Realizing the Promise of Education for Development*. Learning for All.

World Bank. (2022). *World Justice Project Rule of Law Index 2022*. <https://www.worldbank.org>

World Bank. (2023). *Liberia Public Sector Modernization Project Report*.
<https://documents1.worldbank.org>

SUPPLEMENTARY MATERIALS

Does Civic Education Impact Primary School Students' Civic Outcomes? Experimental Evidence from Liberia

Appendix A: Additional Figures and Tables.....	35
<i>Table A.1: Theory of Change of Liberia's Primary Civic Education Program</i>	<i>35</i>
<i>Figure A.1: Distributions of proportion-correct scores on student assessments</i>	<i>1</i>
Appendix B: Additional Details on Data Collection and Measurement	1
<i>Appendix B.1: Data Collection Protocols</i>	<i>2</i>
<i>Appendix B.2: ICCS Assessment Framework Domain Definitions</i>	<i>7</i>
<i>Appendix B.3: Liberia Civic Education Student Assessment Framework.....</i>	<i>9</i>
<i>Appendix B.4: Approach to Analysis for Qualitative Data.....</i>	<i>1</i>

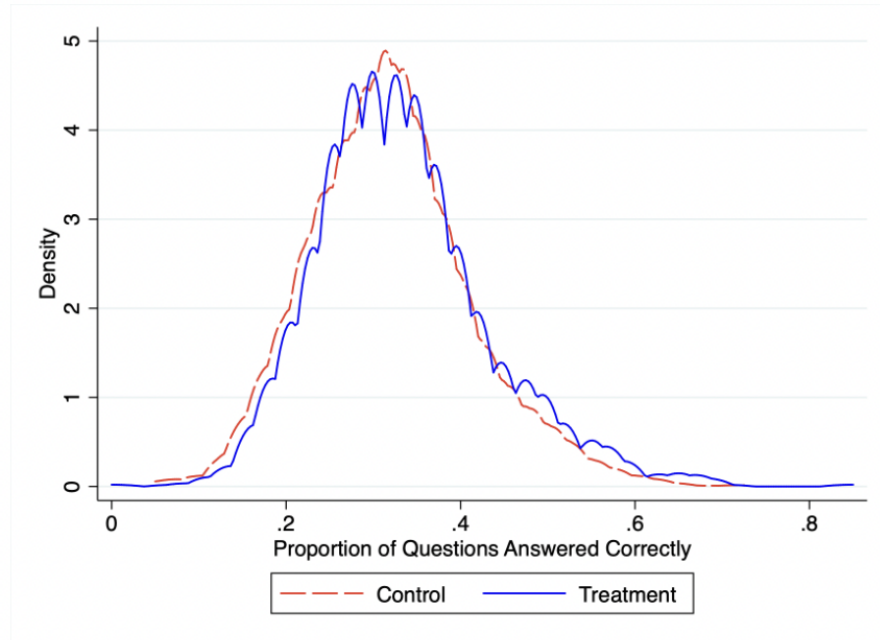
Appendix A: Additional Figures and Tables

Table A.1: Theory of Change of Liberia's Primary Civic Education Program

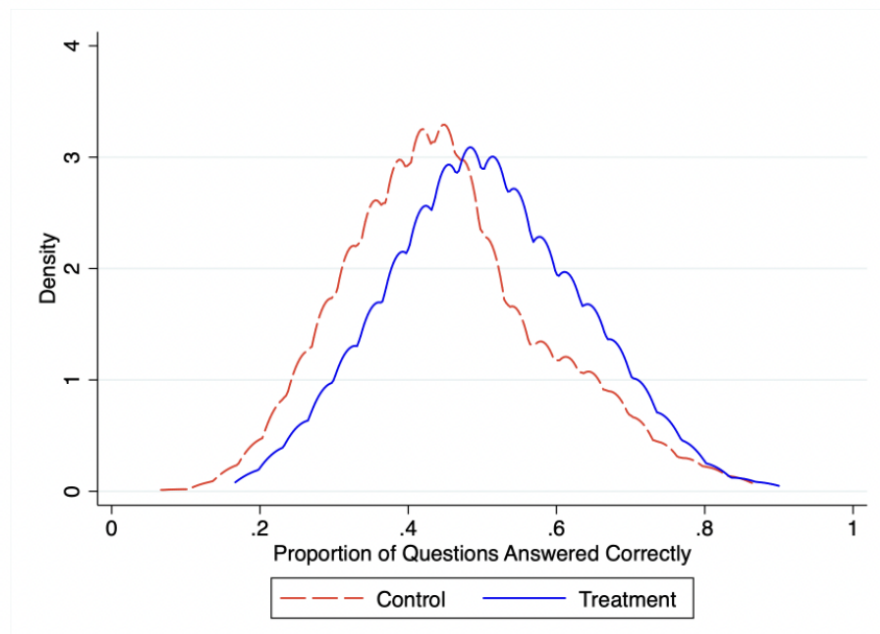
Needs	Inputs	Outputs	Outcomes	Impacts
<p>Teachers require training and resources to effectively deliver civic education.</p> <p>Students need access to structured civic education materials that promote responsible citizenship.</p>	<p>Teacher Training: Teachers receive training on the new curriculum.</p> <p>Textbook Distribution: Teachers and students receive civic education textbooks.</p> <p>Classroom Instruction: Teachers deliver civic education lessons twice per week.</p> <p>Monitoring & Support: Implementing partners conduct monitoring visits to observe instruction and provide additional teacher support.</p>	<p>Teachers increase their knowledge of the civic education curriculum.</p> <p>Students each have textbooks during class and take textbooks home and use them for study.</p> <p>Students receive classroom instruction on civic education.</p>	<p>Students increase their civic knowledge, attitudes, and behaviors.</p>	<p>More responsible citizens who:</p> <ul style="list-style-type: none"> - Are civically engaged in their communities -Participate politically (e.g., voting, advocacy) -Hold duty-bearers accountable -Obey the law and uphold democratic norms -Think critically about civic and political issues
Assumptions:	<p>Teachers understand the new curriculum and its pedagogical approach</p> <p>Textbooks are delivered in a timely manner</p> <p>Teachers attend school consistently</p>	<p>Students can read and understand the material in the textbook</p> <p>Students attend school consistently</p>	<p>Interactions at school / home / community do not contradict the content and values embraced by the civic education curriculum</p> <p>Classroom instruction includes some participatory approaches</p>	

Figure A.1: Distributions of proportion-correct scores on student assessments

A. Baseline assessment scores



B. Endline assessment scores



Notes: The figure shows the distribution of proportion-correct scores on the student assessments. Proportion-correct scores indicate the proportion of items on each test answered correctly.

Appendix B: Additional Details on Data Collection and Measurement

Appendix B.1: Data Collection Protocols

Implementation Data Provided by Implementing Organizations

To assess implementation fidelity, we relied on monitoring and administrative data collected by implementing partners (IPs) throughout the 2023–2024 school year. These data included information on teacher training attendance, textbook distribution, lesson frequency and duration, and teacher-level administrative details, such as grade taught, payroll status, and post-training retention.

Qualitative Data

We conducted qualitative interviews with various stakeholders to gather insights into program implementation. This included interviews with 18 teachers, 18 principals, and 12 combined principal-teacher interviews (where the principal also taught civic education) in the 30 treatment schools where classroom observations took place. Additionally, we interviewed County Education Officers (CEOs) in the three sampled counties and seven District Education Officers (DEOs) across the nine sampled districts. To incorporate perspectives from parents, we conducted focus group discussions (FGDs) at six randomly selected treatment schools, holding two per county, with a total of 38 parents (16 male, 22 female). These interviews provided valuable feedback on the successes and challenges of program delivery, while CEO and DEO interviews offered broader insights into its implementation over the school year. Parent FGDs helped gauge community perceptions of civic education and the program’s impact.

Student Assessment

The endline assessment mirrored the baseline version in item distribution between content and cognitive domains, with refinements based on baseline findings. The endline version was shortened from 40 to 30 questions, with 10 questions revised to improve clarity and relevance, while 20 items remained unchanged to facilitate the application of a common item response theory model and ensure results remained on the same scale. More details on the ICCS

assessment framework are provided in Appendix C. The full Liberia Civic Education IE Assessment Framework, which outlines the final domains, subdomains, and their definitions, is available in Appendix D.

Student Survey

The student survey was designed to measure both civic behaviors and civic attitudes. However, we encountered significant measurement challenges in assessing attitudes, leading to their exclusion from the final analysis. Measuring civic attitudes in children, particularly those in early primary school, presents difficulties, as traditional survey instruments such as Likert scales rely on abstract reasoning that young children may struggle to interpret reliably (Borgers, Leeuw, & Hox, 2000). This challenge was further compounded in the Liberian context, where education is predominantly lecture-based and emphasizes rote memorization over critical thinking (Ministry of Education, 2016; USAID, 2016; World Bank, 2016). Prior research suggests that students in such educational systems are more likely to provide responses they believe authority figures expect rather than their genuine opinions (Chambers et al., 2006; Paulhus, 1991). These issues led to a lack of meaningful variation in responses (e.g., ceiling effects), prompting us to drop most civic attitude measures from the analysis. While results are not reported in the main text, details on the measurement issues and summary statistics are available upon request.

Classroom Observations

The classroom observations used an adapted version of the Stallings Classroom Observation System (World Bank, 2015) to capture how teachers allocated instructional time, how frequently they used different teaching methods and materials, and how students engaged with lessons. Enumerators recorded observations in 15-second intervals every five minutes throughout the lesson, yielding approximately nine observations per 45-minute class.

To measure the allocation of instructional time on and off task, we used the classroom observation instrument to record teacher activities. Enumerators observed classrooms by recording what was happening at nine different points in time or “snapshots”, five minutes apart,

throughout the lesson. In treatment schools, civic education classes were observed, while in control schools, social studies classes were observed. This process allowed us to approximate the share of lesson time dedicated to different types of activities, materials, and student groups.

Enumerators categorized observed activities into three main groups: (a) on-task learning activities such as reading aloud, explanations or lectures, question-and-answer sessions, practice and drill, copying, individual assignments, group activities, and student presentations; (b) classroom management activities, including providing instructions, discipline, managing students, and classroom organization; and (c) off-task activities, encompassing social interactions with students or adults, or teacher absence from the classroom. Based on the nine "snapshots" per lesson, we calculated the proportion of time spent on learning activities, classroom management, and off-task behavior, expressing these as a percentage of total class time.

We also measured the actual use of textbooks during civic education lessons by teachers and students during classroom observations. During each snapshot, enumerators categorized materials used as "No material," "Textbooks," "Notebooks/writing material," or "Blackboard." We then calculated the proportion of class time teachers and students spent using textbooks.

We also used the classroom observation instrument to measure student engagement. During each snapshot, enumerators categorized the number of students engaged with the teacher as: "No students," "One student," "2 to 10 students," "10 or more students," and "All students." These observations allowed us to calculate the proportion of class time in which different numbers of students were engaged.

To ensure reliability, two enumerators observed lessons together in the 30 treatment schools, while a separate pair of enumerators observed lessons in the 30 control schools. The inter-rater reliability for control school enumerators showed an observed agreement of 92.22 percent, with an expected agreement of 65.23 percent, yielding a Cohen's Kappa of 0.7763, indicating substantial agreement. For treatment school enumerators, the observed agreement was even higher at 97.78 percent, with an expected agreement of 55.31 percent, resulting in a Cohen's Kappa of 0.9503, reflecting near-perfect agreement.

In addition to the Stallings observations, we also piloted an adapted version of the Teach Primary (Molina et al., 2022) tool to measure additional instructional practices. However, given significant concerns about the reliability of this adapted tool in our context, we do not report results in the main text. These data are available upon request.

References

- Borgers, N., de Leeuw, E., & Hox, J. (2000). Children as respondents in survey research: Cognitive development and response quality. *Bulletin de Méthodologie Sociologique*, 66(1), 60–75. <https://doi.org/10.1177/075910630006600106>
- Chambers, S., Herbert, M., & MacIntyre, T. E. (2006). Perceived social desirability of response and self-reported attitudes. *Psychological Reports*, 99(3), 733–739. <https://doi.org/10.2466/pr0.99.3.733-739>
- Ministry of Education. (2016). *Education Sector Plan: 2017–2021*. Monrovia, Liberia.
- Molina, E., Hares, S., & Evans, D. K. (2022). *The teach primary tool: Measuring instructional practice in primary schools in low-income countries*. Center for Global Development. <https://www.cgdev.org/publication/teach-primary-tool>
- Paulhus, D. L. (1991). Measurement and control of response bias. In J. P. Robinson, P. R. Shaver, & L. S. Wrightsman (Eds.), *Measures of personality and social psychological attitudes* (pp. 17–59). Academic Press.
- USAID. (2016). *Liberia Early Grade Reading Barometer: National results*. <https://earlygradereadingbarometer.org/liberia>
- World Bank. (2015). *Classroom observation toolkit: Stallings instrument*. <https://documents.worldbank.org/en/publication/documents-reports/documentdetail/416911468184766044/toolkit-for-observing-classroom-practices>
- World Bank. (2016). *Getting to best: A roadmap to improve Liberia's education sector*. <https://documents.worldbank.org/en/publication/documents-reports/documentdetail/530121468189547012/liberia-getting-to-best-education-sector-roadmap>

Appendix B.2: ICCS Assessment Framework Domain Definitions

The following ICCS domain definitions are included in the IEA ICCS 2016 International Report (Schulz et al., 2018). The definitions are reproduced verbatim and can be found on pp.10–11 of the report.

“The four content domains in the ICCS assessment framework are civic society and systems, civic principles, civic participation, and civic identities (Table 1.1). Each of these contains a set of sub-domains that incorporate elements referred to as ‘aspects’ and ‘key concepts.’

- **CIVIC SOCIETY AND SYSTEMS (THREE SUB-DOMAINS):** (i) citizens (roles, rights, responsibilities, and opportunities), (ii) state institutions (those central to civic governance and legislation), and (iii) civil institutions (the institutions that mediate citizens’ contact with state institutions and allow citizens to pursue many of their roles in their societies).
- **CIVIC PRINCIPLES (FOUR SUB-DOMAINS):** (i) equity (all people having the right to fair and just treatment), (ii) freedom (of belief, of speech, from fear, and from want), (iii) sense of community (sense of belonging, connectedness, and common vision among individuals and communities within a society), and (iv) rule of law (equal and fair application of the law to all; separation of powers and legal transparency).
- **CIVIC PARTICIPATION (THREE SUB-DOMAINS):** (i) decision-making (organizational governance and voting), (ii) influencing (debating, demonstrating, developing proposals, and selective purchasing), and (iii) community participation (volunteering, participating in organizations, keeping informed).
- **CIVIC IDENTITIES (TWO SUB-DOMAINS):** (i) civic self-image (individuals’ experience of their place in each of their civic communities), and (ii) civic connectedness (sense of connection to different civic communities and the civic roles individuals play within each community). ICCS also includes global citizenship as a key concept relating to students’ civic identities.

The two cognitive processes in the ICCS framework are:

- **KNOWING:** This refers to the learned civic and citizenship information students use when engaging in the more complex cognitive tasks that help them make sense of their civic worlds.
- **REASONING AND APPLYING:** This refers to the ways in which students use civic and citizenship information to reach conclusions that are broader than the contents of any single concept. This process also refers to how students use these conclusions in real-world contexts.

The assessment framework identified the different types of student perceptions and behaviors relevant to civics and citizenship. Two affective-behavioral domains were identified: (i) attitudes, and (ii) engagement.

- **ATTITUDES:** These refer to judgments or evaluations regarding ideas, persons, objects, events, situations, and/or relationships. They include students' beliefs about democracy and citizenship, students' attitudes toward the rights and responsibilities of groups in society, and students' attitudes toward institutions.
- **ENGAGEMENT:** This refers to students' civic engagement, students' expectations of future civic-related action, and students' dispositions to actively engage in society (interest, sense of efficacy). The notion of engagement includes concepts such as preparedness to participate in forms of civic protest, anticipated future political participation as adults, and anticipated future participation in citizenship activities.”

Appendix B.3: Liberia Civic Education Student Assessment Framework

CONTENT DOMAINS
CIVIC SOCIETY AND SYSTEMS
CITIZENSHIP
Know what a citizen is and how one becomes a citizen (e.g., birth, naturalization, and dual/multiple citizenships)
Understand that citizens have responsibilities toward their government and other citizens, why such responsibilities exist, and the implications of eschewing/violating such responsibilities
STATE INSTITUTIONS
Know what democracy is, its defining characteristics (e.g., voting, free speech, right of assembly), differences with other forms of government (e.g., monarchy), and types (e.g., direct and representative)
Identify the three branches of government (i.e., legislature, executive, judiciary), their duties and responsibilities, equality and interrelatedness under the constitution
Know the composition of the legislature (i.e., lower or upper houses), number and assignment of representatives, responsibilities, and interrelatedness in the law-making process
Know the composition of the executive (i.e., president and cabinets), its responsibilities, and how members are elected and for how long
Know the composition of the judiciary (including the supreme court), its responsibilities, and how members are appointed and for how long
Know the country's division into administrative jurisdictions/political subdivisions, their different levels (i.e., counties, cities, districts, townships, chiefdoms, clans, towns, and boroughs), and how they are managed
CIVIL INSTITUTIONS
Know what a political party is, its objectives/roles in a democracy, and how they may be organized into systems (e.g., single or multiparty system)
Understand Liberia's multiparty system, its main political parties, and the role of opposition political parties
CIVIC PRINCIPLES
EQUITY & FREEDOM (RIGHTS)

Understand what rights are, the different types of rights that exist, how they are codified, and their implications for citizens and governments
Know all individuals have certain inalienable rights by virtue of being human
Understand citizens have additional rights by virtue of belonging to a country (e.g., fundamental rights enshrined in the constitution)
Understand some groups (e.g., children, women, disabled) have special rights because of their vulnerability/historical disadvantage in society
Recognizing the roles of individuals and the government in enforcing rights
RULE OF LAW (RESPONSIBILITIES)
Understand what rule of law/responsibilities are, the types of responsibilities that citizens have, how they are codified, and their implications for citizens and governments
Understand citizens have responsibilities by virtue of belonging to a country (e.g., paying taxes, participating in the democratic process, defending the country)
Recognize the roles of individuals and government in enforcing responsibilities, including the potential for the abuse of the rule of law
CIVIC PARTICIPATION
DECISION-MAKING
Know what elections are, what their objectives/purposes are in a democracy, and their different types (e.g., primary, general, local, by-elections)
Identify the characteristics of successful elections (e.g., free and fair elections, trust in the process and results, voting as a right and responsibility, informed voters)
Understand Liberia's elections system (e.g., officials to be elected, frequency, use of secret ballots, eligibility of candidates and voters) and the role of the National Elections Commission
Know what governance is, how the three branches of government are supposed to work together and with the people, and the characteristics of good governance (e.g., accountability, inclusion, participation)
INFLUENCING
Know what civil society and civil society organizations are, their roles in a democracy, how they are established, their different types (e.g., community-based organizations, non-

governmental organizations, international non-governmental organizations, faith-based organizations), and how they work with government
CIVIC IDENTITIES
CIVIC SELF-IMAGE
Understand how individuals influence and are influenced by their relationships with others (e.g., family, neighbors, other citizens, citizens of other countries)
Know that citizens of the same country may differ along multiple dimensions (e.g., sex, ethnicity, religion, citizenship)
CIVIC CONNECTEDNESS (PEACE)
Appreciate the importance of tolerance toward diversity on both principled (e.g., moral) and pragmatic grounds (e.g., safety, peace)
Know what peace is, how it is constructed/maintained (e.g., among family, friends, schoolmates, and neighbors), and the implications of breaking it (e.g., bullying, gossip)
Know what peace education is, how it can be fostered (e.g., listening, speaking clearly, being honest), and its relationship to self-esteem

COGNITIVE DOMAINS
KNOWING
<u>Define</u> : Identify statements that define concepts and content (e.g., recognize definitions of citizenship, rights, democracy, etc.)
<u>Describe</u> : Identify statements that describe the key characteristics of concepts and content (e.g., distinguish between general aspects of citizenship and specific aspects of democratic citizenship)
<u>Illustrate</u> : Identify examples that support or clarify statements about concepts and content (e.g., voting as an example of exercising choice over leaders)
REASONING AND APPLYING
<u>Relate</u> : Use the key defining aspects of a concept to explain or recognize how an example illustrates a concept (e.g., similarities between citizenship and membership in a family)
<u>Justify</u> : Use evidence and concept to construct or recognize a reasoned argument to support a point of view (e.g., why citizens should be nice to each other)

Integrate: Identify connections between different concepts across themes and content domains (e.g., how citizenship is related to rights)

Generalize: Identify conceptual principles manifested as specific examples and explain how they apply in other contexts (e.g., how a student group may choose a leader much like a country chooses a president)

Evaluate: Identify judgments about the advantages/disadvantages of alternative points of view/approaches (e.g., understand the consequences of littering for a community)

Appendix B.4: Approach to Analysis for Qualitative Data

For the qualitative data analysis of KII and focus group transcripts, we employed a systematic thematic coding approach to identify key patterns and insights from the data. We developed a structured coding framework, drawing predetermined themes from the evaluation's research questions and adding themes that emerged from the data itself. The team systematically applied codes to segments of text that reflected key areas of interest, such as program implementation challenges, successes, and stakeholders' perspectives on civic education. The coding process was iterative, with ongoing refinement as new patterns emerged during the initial rounds of coding. Once the coding framework was refined and finalized, two different researchers independently coded the same 10 percent of transcripts. The coders then compared their work, discussing any discrepancies in the application of codes and making necessary adjustments to align their interpretations. Only after achieving a high level of agreement in the coding process did the team proceed with splitting up the remaining transcripts for coding by one of the two researchers.

Once all transcripts were coded, we analyzed the frequency and salience of specific themes across the dataset. This involved counting how often key themes were mentioned and identifying any notable variations in perspectives based on different respondent groups (e.g., by county, teachers/principals vs. DEOs/CEOs). Following this, the team developed higher-level takeaways by grouping related themes and interpreting their broader significance in relation to the program's implementation and outcomes.